



UNV Series



UNV

Lightweight right angle galvanised clamp.

See the table below for mounting applications.




UNV2

Lightweight right angle stainless steel clamp.

See the table below for mounting applications.

FP Series



FP1

The Flat Plate Series are lightweight galvanised clamps with stainless steel U-bolts for mounting in 90° or in-line applications.

See the table below for mounting applications.

UB Series



UB1


The UB1 antenna clamps are simple U-Bolt assemblies with “teeth”, around the inside of locating plates to prevent the antenna from slipping or shifting once mounted. Two separate clamps illustrated.

See the table below for suggested mounting applications.

Stainless steel U-Bolt assemblies also available: UB2

CLAMPS	UB1	UB2	UNV	UNV2	FP-1	FP-2
Weight per clamp kg	0.21	0.19	0.41	0.48	1.5	1.5
Body Finish	Zinc plated	Stainless Steel	Galvanised	Stainless Steel	Galvanised	Galvanised
Fastener Finish	Zinc plated	Stainless Steel	Galvanised	Stainless Steel	Stainless Steel	Stainless Steel
Min. boom size mm	25	25	20	20	25	Min. sq boom size 19 Min. boom size 30
Max. boom size mm	52	52	52	52	50	50
Application	In-line mounting small colinear and ground plane antennas		Mount small antennas in 90° arrangement		Right angle mounting of antenna or tube	


UCR Series



UCR1

The UCR1 is a heavy duty antenna clamp with a welded centre piece. All parts are hot dipped galvanised.


See the table below for suggested mounting applications.



UCR2

The UCR2 is a nested galvanised clamp set which is configured to make a heavy duty, right angle clamp.

MUE Series




MUE1

Straddle clamps, also referred to as “Mueller” clamps are hot dipped galvanised clamps suited for large tower angles.

See the table below for suggested mounting applications.

UC1



UC1

The UC1 is a heavy duty antenna clamp designed to mount larger antennas. The clamp is constructed of 6mm stamped galvanised steel plates, nuts, bolts and locking washers and allow for a high degree of adjustment during mounting.

See the table below for suggested mounting applications.

CLAMP	UC1	MUE1	MUE2	UCR1	UCR1-120	UCR2
Weight per clamp <i>kg</i>	1.9	2.3	3.0	1.9	2.0	3.8
Body Finish	Galvanised	Galvanised		Galvanised	Galvanised	Galvanised
Fastener Finish	Galvanised	Galvanised		Galvanised	Galvanised	Galvanised
Min. boom size <i>mm</i>	20 both planes	50	50	20 both planes	20 both planes	20 both planes
Max. boom size <i>mm</i>	75 both planes	50	50	52 both planes	75 both planes	75 both planes
Min. angle size <i>mm</i>	Not applicable	40	70	Not applicable		
Min. angle size <i>mm</i>		75	200			
Application	In-line mounting of two tubular section. Mounts in 90° line	Designed to mount antennas and antenna structures onto a steel angle support tower		90° mounting with 75mm bolts	90° mounting with 120mm bolts for larger boom antennas	Heavy duty applications. Two members at 90°